

Engineering Excellence

**The Finest Tankless
Electric Water
Heater Available !**

Temptra™ / DHC-E

**Featuring Advanced
Microprocessor
Control**

- Outperforms Bulky Hot Water Tanks
- Reduces Hot Water Pipe Runs
- Best Warranty in the Industry

**Exclusive
Digital
Temperature
Control**

STIEBEL ELTRON

Distributed by:

www.TitanHeater.com

14629 SW 104 Street, Suite #134

Miami, FL 33186

Tel: (888) 697-8456

Fax: (305) 675-7974

Email: info@titanheater.com



C LISTED US
For U.S. and Canada

**ISO 9001
CERTIFIED**




Tempra™ / DHC-E Tankless Electric Water Heaters

Tempra™ / DHC-E Featuring Advanced Microprocessor Control



- **Control Temperature Simply by Setting a Dial.** Set the temperature knob on the front cover, and enjoy water between 86°F (30°C) to 125°F (52°C). Change the desired temperature at anytime. No purchase of a remote selector control is necessary. Advanced microprocessor technology ensures that the water temperature never deviates from the set point.
- **Best Warranty in the Industry.** STIEBEL ELTRON has an enviable track record of engineering excellence and product quality. The three years parts warranty is unique in the industry. You can depend on the Tempra / DHC-E for many years to come.
- **Compliance with Codes Made Easy.** The water temperature required by codes can simply be dialed in at the unit. The 100% accuracy of the water temperature is guaranteed by sophisticated electronics. No need to worry about mixing valves that go out of adjustment and wear out.
- **No Scalding.** The electronic control system in the Tempra / DHC-E does not allow the water temperature to go above 125°F (52°C), which eliminates the possibility that scalding may occur. On the other hand, 125°F (52°C) water is sufficiently hot for most applications.

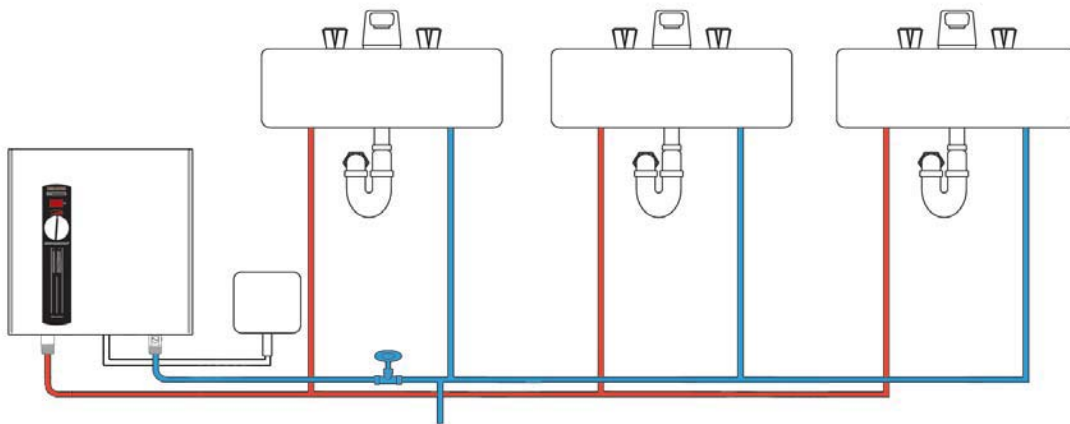


When Performance Matters

- **Simple Design of Plumbing System.** There is no need for a T & P valve, drain or mixing valve. The design of the hot water plumbing system gets very simple and straight forward due to the advances introduced with the Tempra / DHC-E.
- **Sleek Design Fits in Anywhere.** Due to its small dimensions and attractive housing the Tempra / DHC-E can be left unconcealed in many applications.
- **Seismic Proof Construction.** Tempra / DHC-E is a tankless water heater system, and is thereby not subject to seismic code. There is no need for preventative construction, as required when using a bulky water storage heating system.



Limited Warranty (Excerpt): STIEBEL ELTRON, Inc. warrants to the original owner that the Tempra / DHC-E Series Water Heater will be free from defects in workmanship and materials for a period of THREE YEARS from the date of purchase. Should any part(s) prove to be defective during this period, STIEBEL ELTRON, Inc. will be responsible for replacement of the defective part(s) only. STIEBEL ELTRON, Inc. is not responsible for labor charges.



Tempra / DHC-E Tankless Electric Water Heaters deliver instant hot water. Tempra / DHC-E efficiencies eliminate wasted time waiting for hot water, while preserving precious water resources.



Introducing Proprietary Technology

Take The Cover Off.

We have done our homework. As an international leader in the tankless electric water heating industry, STIEBEL ELTRON is proud to have pioneered this tankless water heating technology. The company's German engineering and manufacturing tradition of excellence means that you can depend on its performance for many years to come.

Superior, Reliable Performance.

The Tempra has several temperature and flow sensors which feed their readings into the unit's proprietary microprocessor control. Heating elements are engaged in stages, achieving the temperature you desire. The Tempra continually monitors the water temperature it produces.



Tempra 29 & 36

The right size for the application

DHC-E and Tempra Models		DHC-E 8		DHC-E 10		Tempra 12	
Phase		1		1		1	
Voltage	V	208	240	208	240	208	240
Wattage	kW	5.4	7.2	7.2	9.6	9	12
Amperage	A	26	30	35	40	44	50
Min. Required circuit breaker size	A	40	40	40	50	60	60
Recommended wire size	AWG COPPER	8	8	8	8	6	6
Maximum temperature increase above ambient water temp.	@ 0.75 GPM	49	65	65	87	-	-
	@ 1.00 GPM	37	49	49	65	-	-
	@ 1.50 GPM	25	33	33	44	41	54
	@ 2.25 GPM	-	-	-	-	27	36
	@ 3.00 GPM	-	-	-	-	20	27
Min water flow to activate unit	GPM/lmin	0.29 / 1.1		0.29 / 1.1		0.29 / 1.1	
Weight	Lb / kg	5.9 / 2.7		15 / 6.8		15 / 6.8	
Nominal water volume	Gal	0.13 / 0.51		0.13 / 0.5		0.13 / 0.5	
Width	inch / cm	7 7/8 (20.0)		14 9/16 (37)		14 9/16 (37)	
Height	inch / cm	14 3/16 (36.0)		14 1/2 (36.7)		14 1/2 (36.7)	
Depth	inch / cm	4 1/8 (10.4)		4 5/8 (11.6)		4 5/8 (11.6)	
Working pressure	PSI / BAR	150 / 10		150 / 10		150 / 10	
Tested to pressure	PSI / BAR	300 / 20		300 / 20		300 / 20	
Water connections		1 / 2" NPT		3 / 4" NPT, with built in shut-off valve		3 / 4" NPT, with built in shut-off valve	

Tempra Models		15		20		24		29		36	
Phase		1		1		1		1		1	
Voltage	V	208	240	208	240	208	240	208	240	208	240
Wattage	kW	10.8	14.4	14.4	19.2	18	24	21.6	28.8	27	36
Amperage	A	52	60	70	80	88	100	105	120	132	150
Min. Required circuit breaker size	A	40	2x40	2 x 50	2 x 50	2 x 60	2 x 60	3 x 50	3 x 50	3 x 60	3 x 60
Recommended wire size	AWG COPPER	8	2x8	2 x 8	2 x 8	2 x 6	2 x 6	3 x 8	3 x 8	3 x 6	3 x 6
Maximum temperature increase above ambient water temp.	@ 1.50 GPM	49	65	66	88	82	92	92	92	92	92
	@ 2.25 GPM	37	43	44	58	54	73	66	87	82	92
	@ 3.00 GPM	25	33	33	44	41	54	49	66	61	82
	@ 4.50 GPM	-	-	22	29	27	37	33	44	41	55
Min water flow to activate unit	GPM/lmin	0.58 / 2.2		0.58 / 2.2		0.58 / 2.2		0.87 / 3.3		0.87 / 3.3	
Weight	Lb / kg	18 / 8.1		18 / 8.1		18 / 8.1		24.25 / 11		24.25 / 11	
Nominal water volume	Gal	0.26 / 1.0		0.26 / 1.0		0.26 / 1.0		0.39 / 1.5		0.39 / 1.5	
Width	inch / cm	14 9/16 (37)				21 3/4 (55.2)					
Height	inch / cm	14 1/2 (36.7)				14 1/2 (36.7)					
Depth	inch / cm	4 5/8 (11.6)				4 5/8 (11.6)					
Working pressure	PSI / BAR	150 / 10				150 / 10					
Tested to pressure	PSI / BAR	300 / 20				300 / 20					
Water connections		3 / 4" NPT, with built in shut-off valve									

* Suitable for supply with up to 107°F / 42°C * Tankless water heaters are considered a non-continuous load * Conductors should be sized to maintain a voltage drop of less than 3% under load

